

RIVKLE® Standard blind rivet studs

Steel zinc-plated | Flat head | Hexagonal | Hexagonal

Note: Thread according to ISO 6h (ISO 68-1) - Corrosion resistance 400 h salt spray

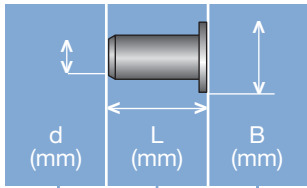
Technical information can be found on the last page.



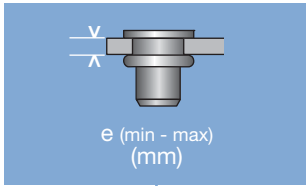
Diameter (d)	Article number	Drilling diameter d nominal size	B	E nominal size	L ₁	L ₂	e		S	l	
							min.	max.		min.	max.
M 6	37291060502	9	13	1.5	14.3	8	0.5	3	S = 5.8 - e	27.5	32.0
M 8	37291080502	11	16	1.5	15.5	9	0.5	3	S = 5.8 - e	19.0	23.5
	37291080507									28.5	33.0

All technical data refer to the measure mm

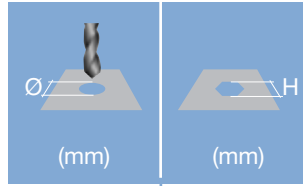




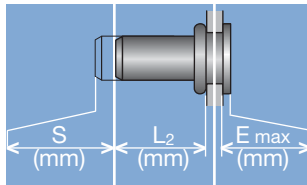
Head diameter
Overall length
Thread size



Grip range
 Defines the range of total thickness of the customers part (even if it consists of more than one layer)



Hole geometry
 If round → diameter
 If hexagonal → width across flats

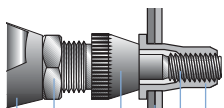


Head projection after setting
 Variable according to the application (setting load, material substrate, etc.)


Blind side projection after installation
 Defines the clearance needed on the blind side (cannot be used for quality control)

Setting stroke
 Difference of total length before and after installation

RIVKLE® Nut



RIVKLE® Stud



- RIVKLE®
- Mandrel*
- Customers part
- Anvil*
- Counter nut
- Setting tool

in accordance to chosen RIVKLE®

All technical data refer to the measure mm

